

Challenge



Magnolia

Range

Magnolia

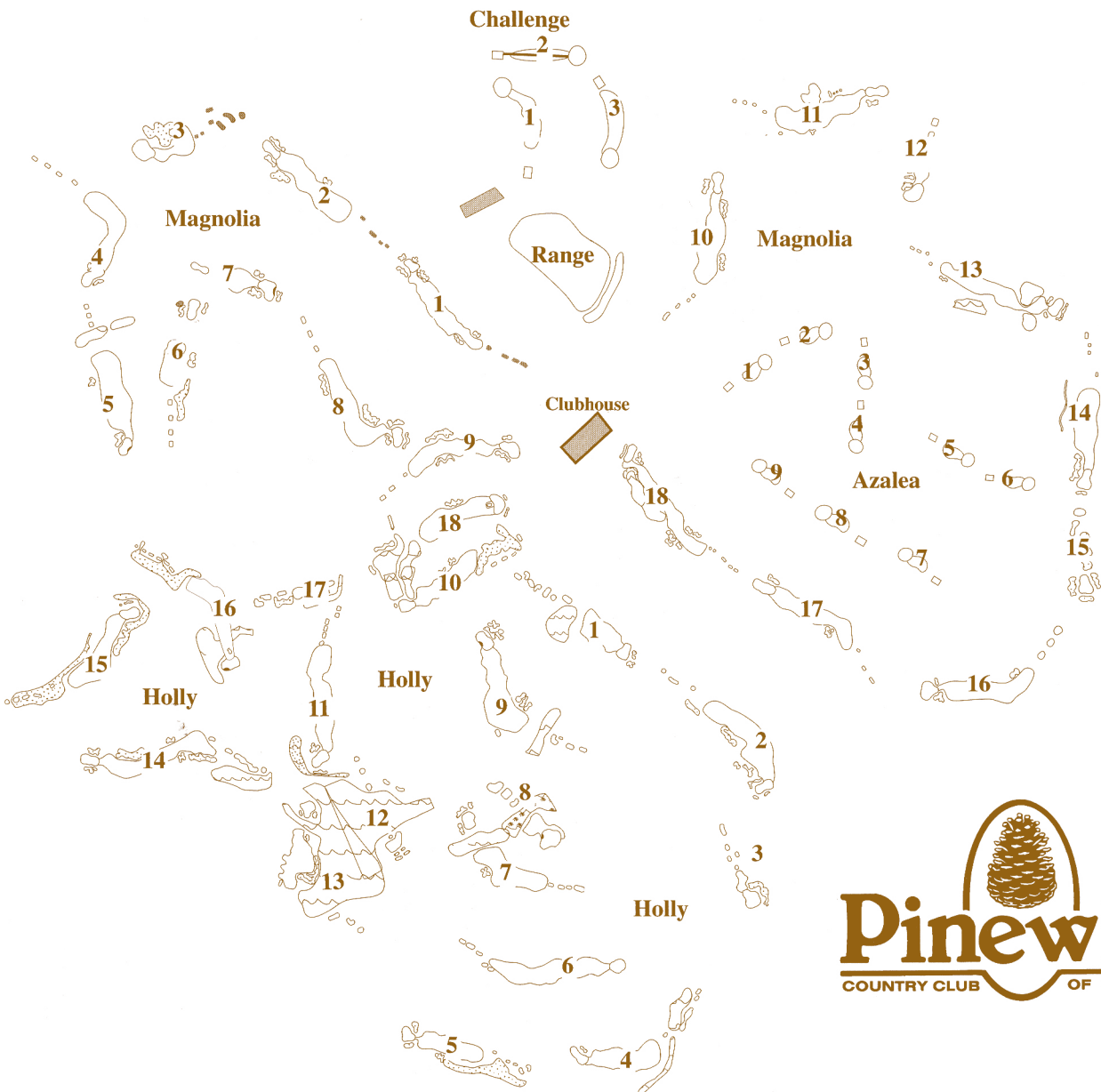
Clubhouse

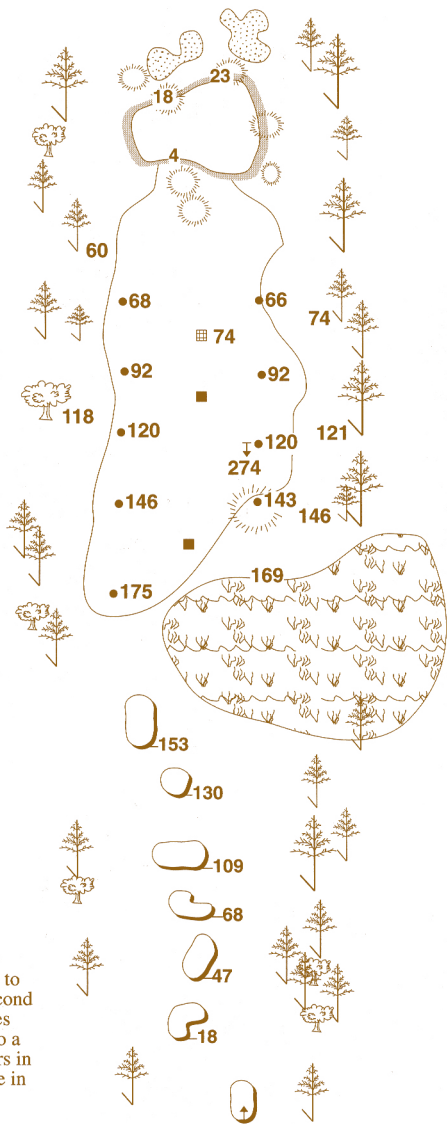
Azalea

Holly

Holly

Holly







Holly

1 410

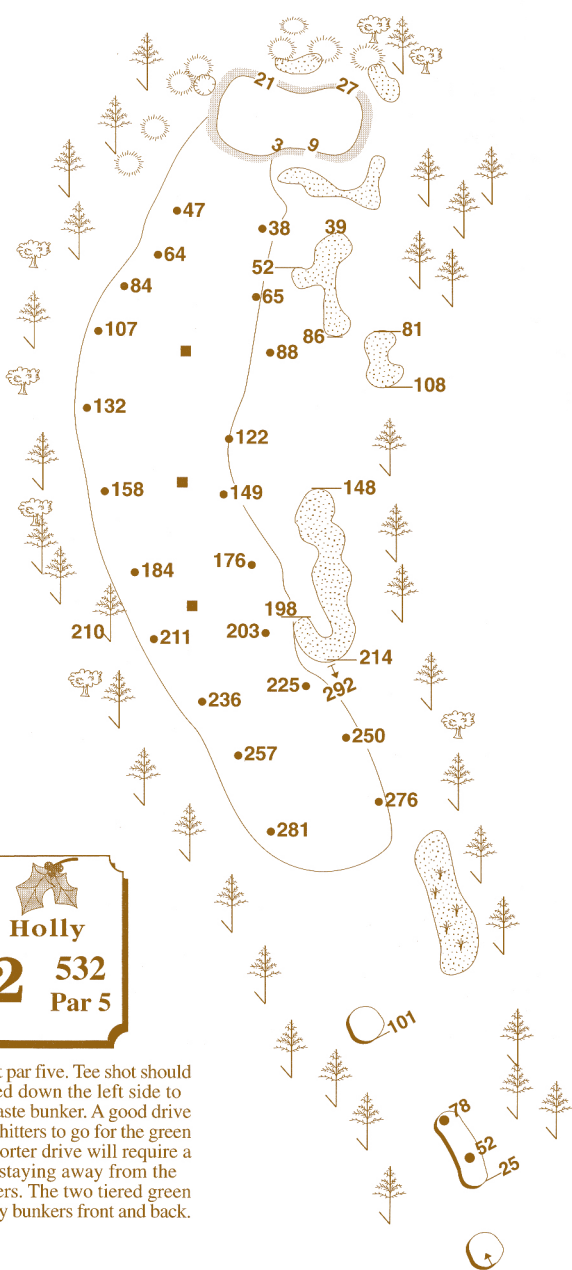
Par 4

A straight away par four demands a solid tee shot to avoid the hazard. The second shot is uphill and requires accurate club selection to a green guarded by bunkers in the rear, and severe slope in the front.



Holly
2 532
 Par 5

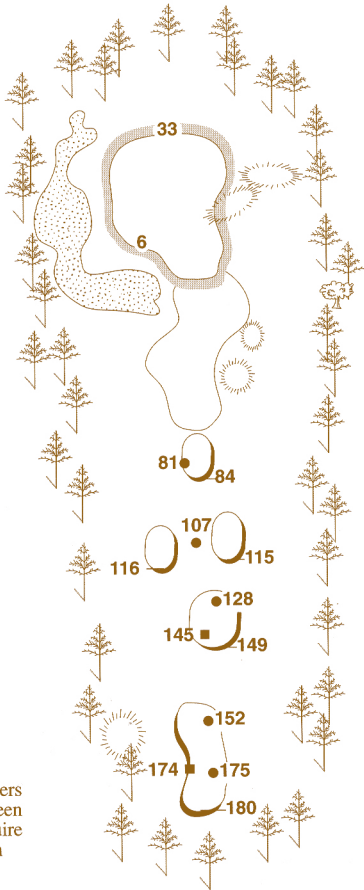
Dogleg right par five. Tee shot should be positioned down the left side to avoid the waste bunker. A good drive allows long hitters to go for the green in two. A shorter drive will require a lay up shot staying away from the waste bunkers. The two tiered green is guarded by bunkers front and back.

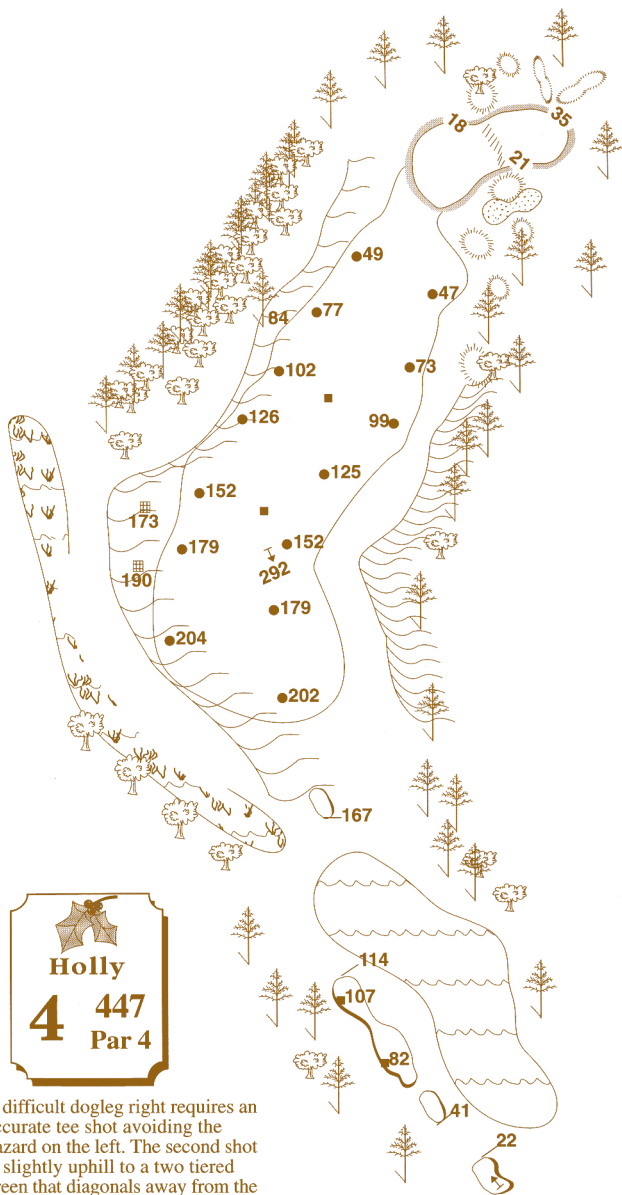




Holly
3 174
 Par 3

A short par three with bunkers front and to the left This green is fairly deep and may require an extra club to a back pin position.





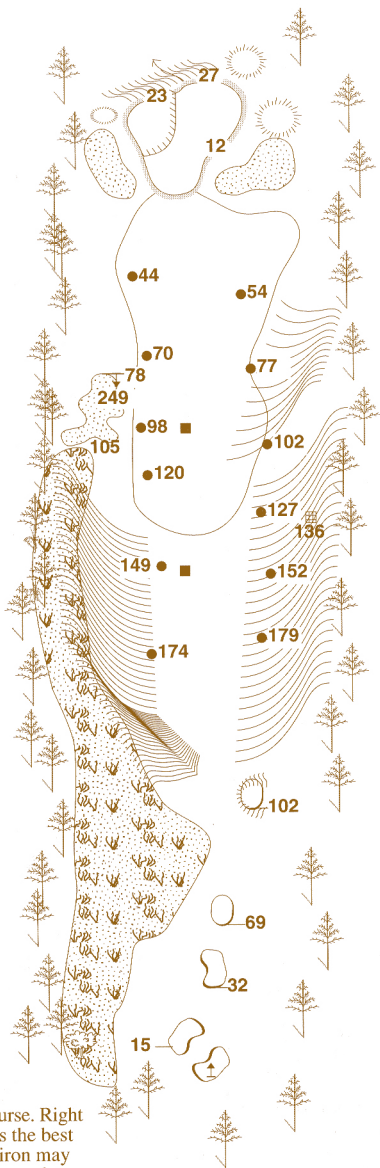

Holly
4 447
 Par 4

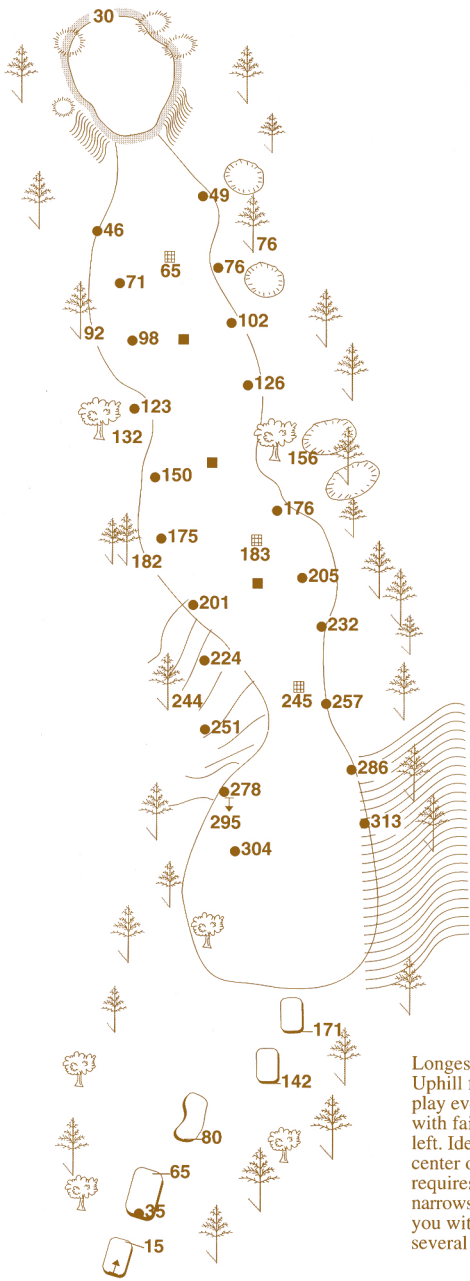
A difficult dogleg right requires an accurate tee shot avoiding the hazard on the left. The second shot is slightly uphill to a two tiered green that diagonals away from the golfer, requiring an accurate approach.



Holly
5 326
 Par 4

Shortest par four on the course. Right green side bunker provides the best target for the tee shot. An iron may be used leaving a short approach to the green. Avoid going over this green as it slopes away from the golfer into thick love grass.



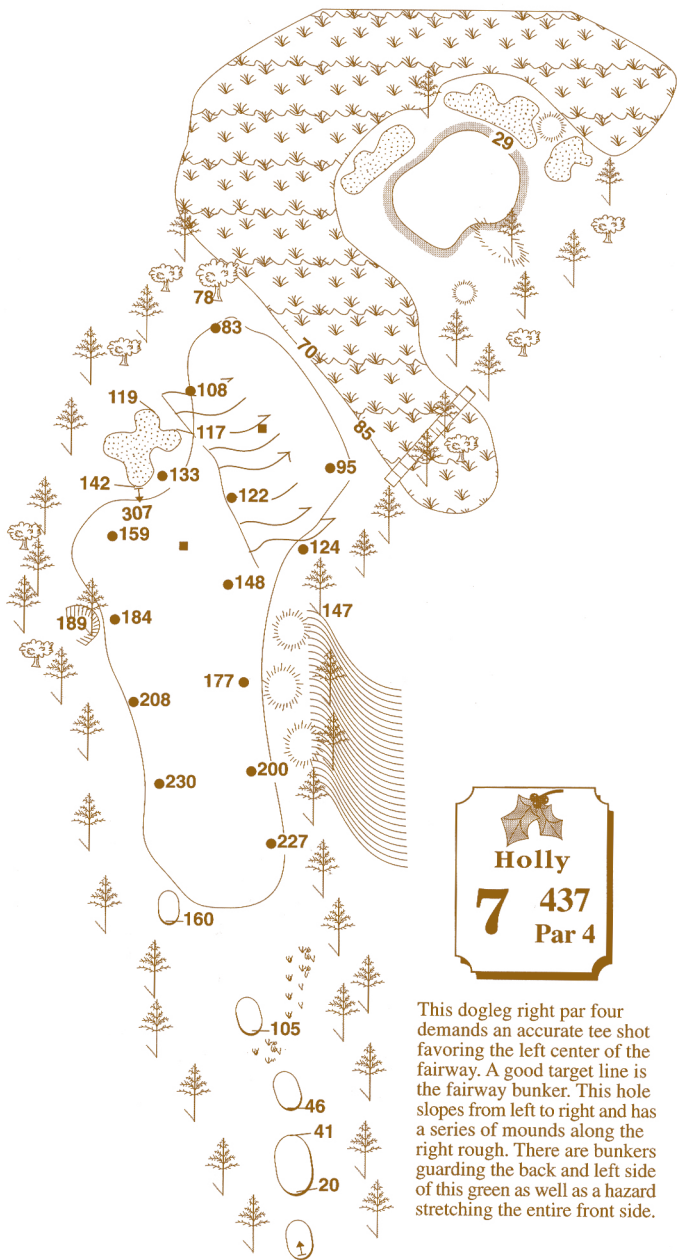




Holly

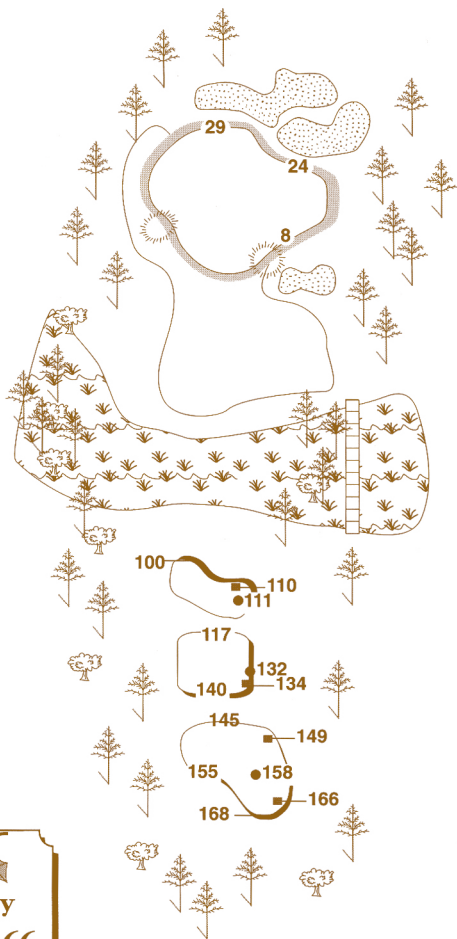
6 576
Par 5

Longest par five on the course. Uphill from tee to green makes it play even longer. Slight dogleg left with fairway sloping from right to left. Ideal tee shot is down the right center of fairway. The second shot requires accuracy as the hole narrows to the green. This will leave you with a short iron guarded by several mounds.




Holly
7 437
Par 4

This dogleg right par four demands an accurate tee shot favoring the left center of the fairway. A good target line is the fairway bunker. This hole slopes from left to right and has a series of mounds along the right rough. There are bunkers guarding the back and left side of this green as well as a hazard stretching the entire front side.






Holly

8 166

Par 3

This par three features mounds and bunkers behind the green as well as a deep bunker short and to the right. This green which has a ridge running through the middle from front to back offers great pin placements.



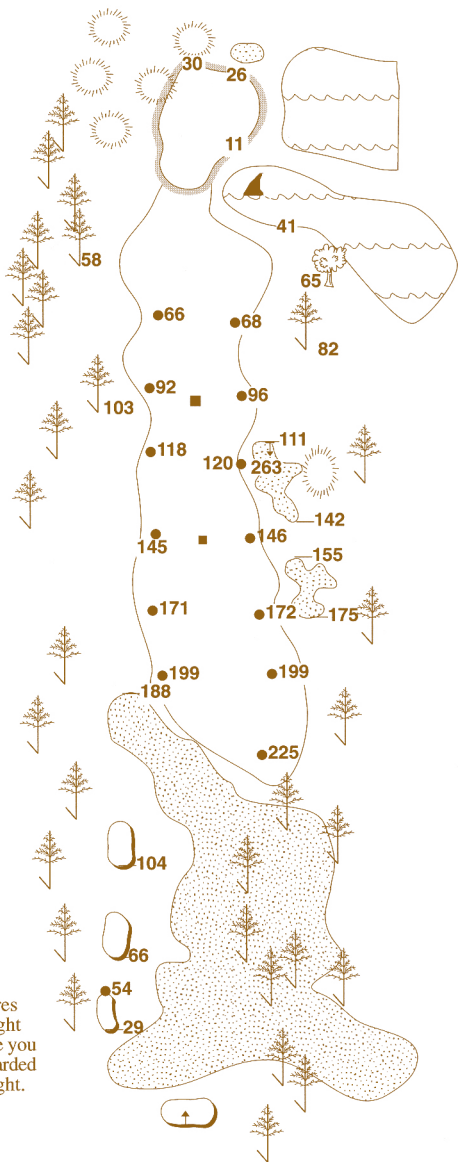

Holly
9 437
 Par 4

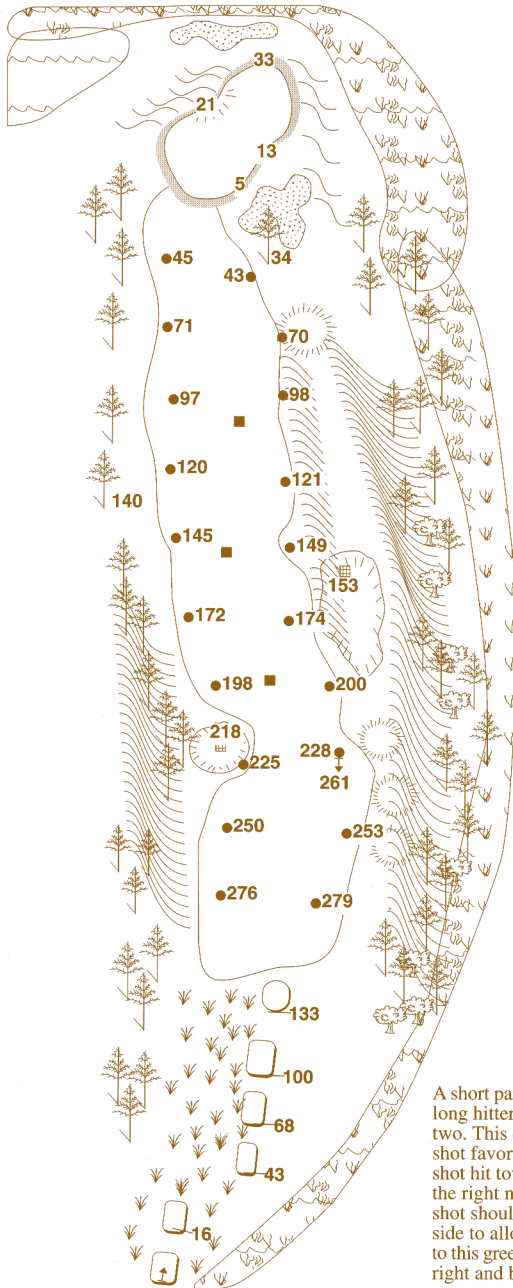
Your target is the pine tree in the middle of the fairway. The best position is to the right of the pine although the three bunkers on the right may catch tee shots. The second shot is uphill, an extra club may be needed. The green diagonals away from the golfers right to left and is very deep.



Holly
10 369
 Par 4

Straight away par four features fairway bunkers down the right side. This short hole will leave you with a short iron to a green guarded by a pond short and to the right. Be careful on the approach.



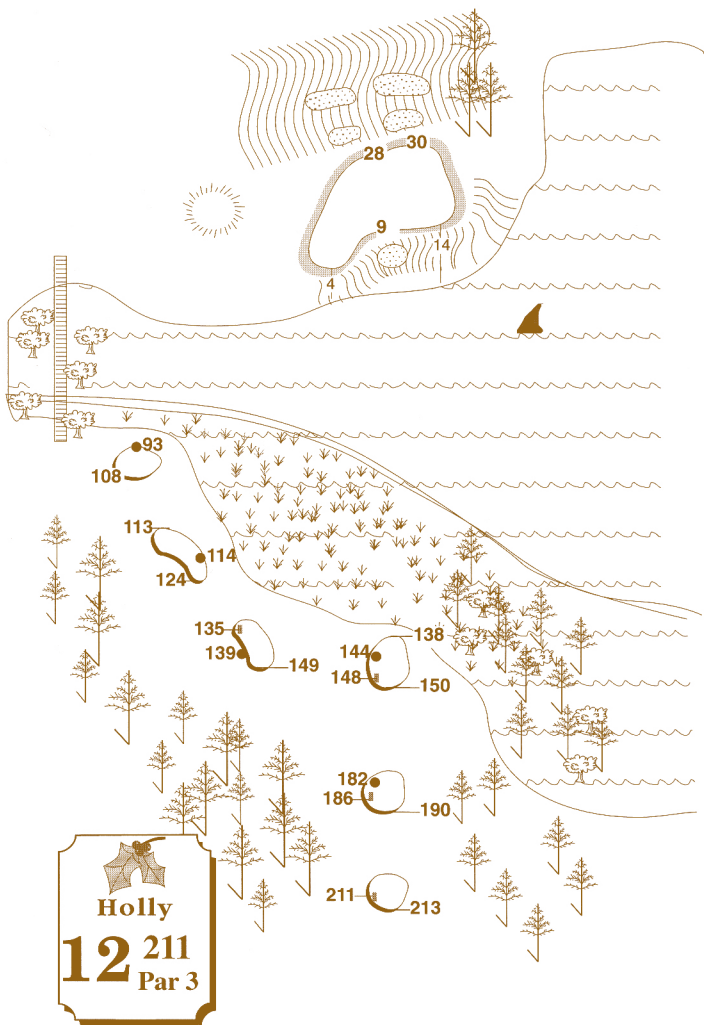





Holly

11 487
Par 5

A short par five may see some of the long hitters going for this green in two. This dogleg left requires a tee shot favoring the left side. Any tee shot hit toward the three mounds on the right may find the trees. Second shot should be placed down the left side to allow for an easier approach to this green. Bunkers guard the front right and behind the green.



The most difficult par three on the course. Be careful of underclubbing, anything short may end up in the treacherous bunker or hazard. The bailout area is long and left.




Holly
13 390
 Par 4

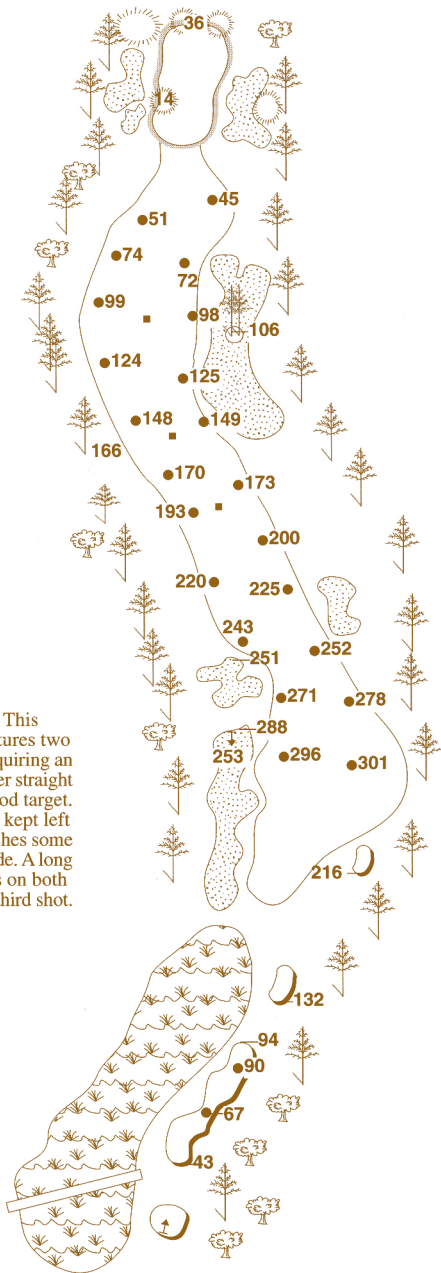
This dogleg right has trouble on the right side and sever mounds through the fairway. A three wood may be a suggestion. The second shot leaves you with a short iron to a green guarded by bunkers to the left and right along with a hazard short. The green slopes from back to front.






Holly
14 564
 Par 5

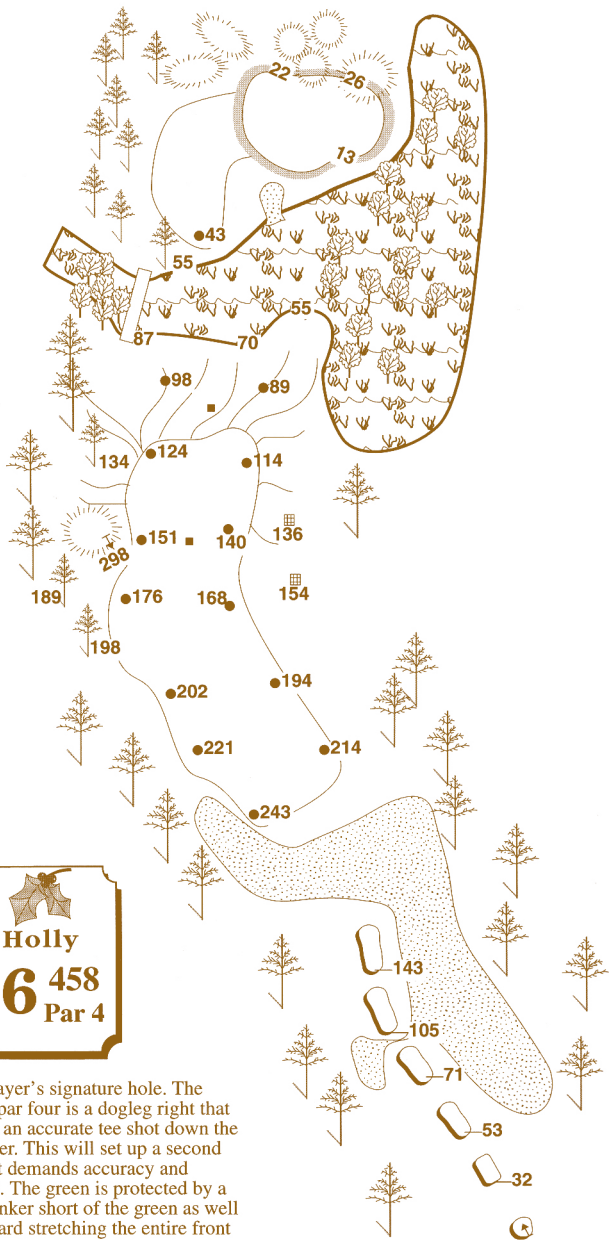
A very tough driving hole. This double dogleg par five features two large bunkers on the left requiring an accurate tee shot. The bunker straight through the fairway is a good target. The second shot should be kept left of the waste area as it stretches some 100 yards down the right side. A long narrow green with bunkers on both sides set up a troublesome third shot.





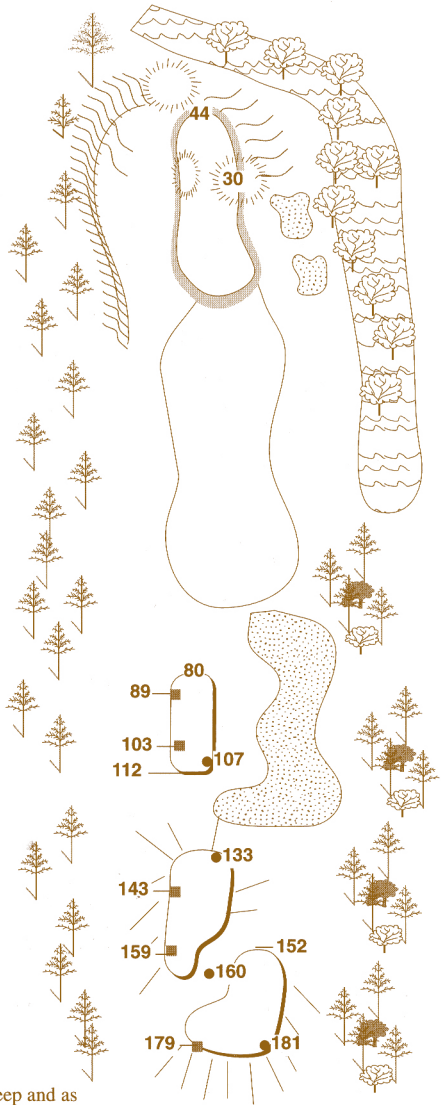
Holly
15 449
 Par 4


Tee shot should favor right center of the fairway to avoid the waste area on the left side. The second shot will require accuracy to a diagonal green running left to right. Bunkers behind and waste area short and to the right make this a difficult hole.



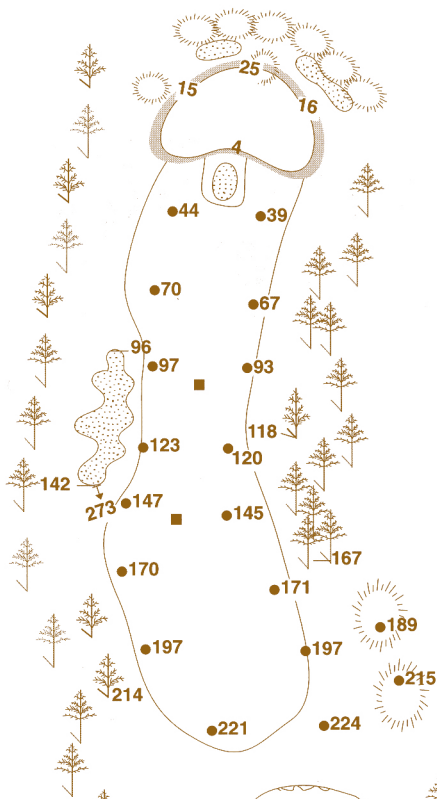

Holly
16 ⁴⁵⁸
 Par 4

Gary Player's signature hole. The longest par four is a dogleg right that requires an accurate tee shot down the left center. This will set up a second shot that demands accuracy and distance. The green is protected by a large bunker short of the green as well as a hazard stretching the entire front and right side. Be careful on the pin placements.




Holly
17 179
Par 3

This green is 132 feet deep and as little as 35 feet wide. Club selection can vary by four clubs. This green is guarded by two deep bunkers and a hazard to the right. There is a bail out area to the left.




Holly
18 409
Par 4

This par four finishing hole features sod wall bunkers you may have seen in Scotland. A dogleg right is slightly uphill and tee shot should favor the left side to avoid tree trouble on the right. The green is wide but not very deep requiring accurate club selection on the second shot. A large, deep bunker in front and two bunkers behind guard this undulating green.

